

# DecFill® TL-1200/2400 Automatic Vial Tray Loader



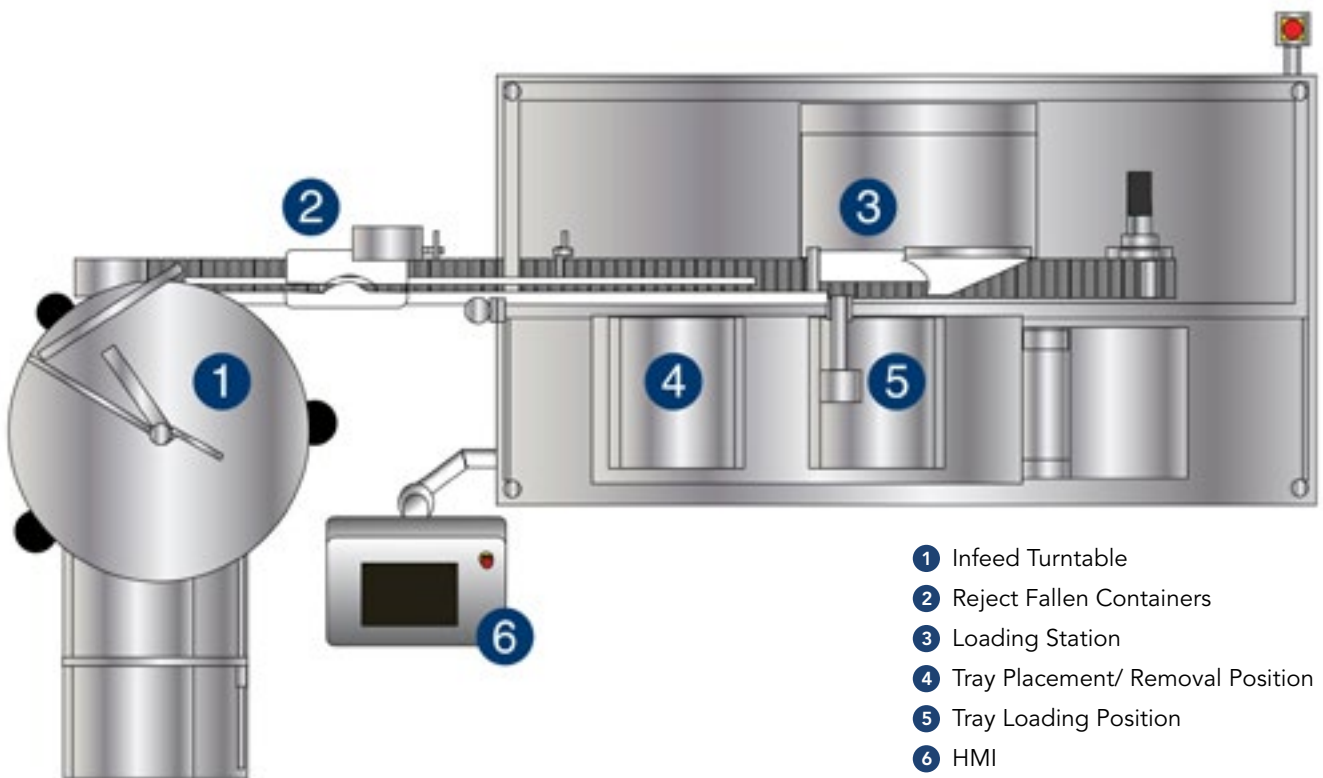
## Tray loading for vials, bottles, cartridges and ampoules

Containers are fed in a single or double lane on to a conveyor belt. After the required number of containers have arrived at the loading station, the row of containers are pushed into the tray by a transfer pusher. Fully integrated camera system checks tray presence and loading status. Full trays are moved from the loading area to the removal position by the tray shuttle.

# DecFill® TL-1200/2400 Automatic Vial Tray Loader




Technical Data	DecFill® TL-1200/2400
Output	up to 1200-2400 rows/h
Container Size Range	max Ø 180mm, H 180mm
Tray Dimensions	max Ø 600mm, H 500mm
Electrical Supply	3 X 208V, 50/60Hz




Turntable



Reject Bin



Sensors



Automatic Loading